

PCATP ELECTION FOR THE EXECUTIVE COMMITTEE TERM 2025-2027 (VOTER MANUAL)

Note:

- Submit your vote before the election deadline.
- Double-check your selections before final submission.
- Contact **election administrator WhatsApp No (0370-9322151)** if you face any issues.

This guide will help you understand how to cast your vote

Please follow the steps below to ensure a smooth voting experience.

Step 1: Receiving Your Voter Link

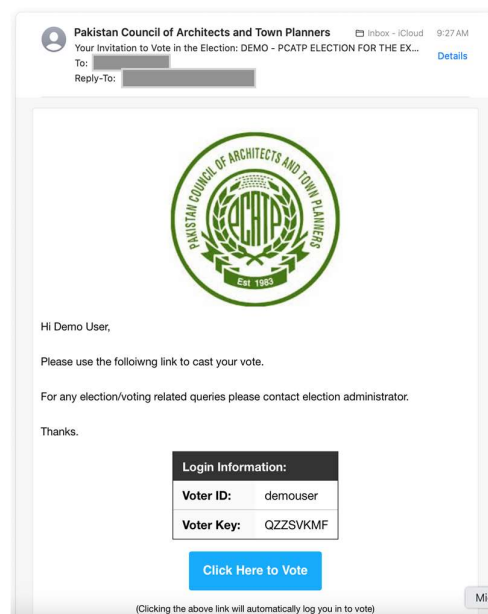
As the polling will start at 10:00 AM Tuesday, February 25, 2025,

You will receive an email from the election administrator containing:

- **A link to cast your vote**

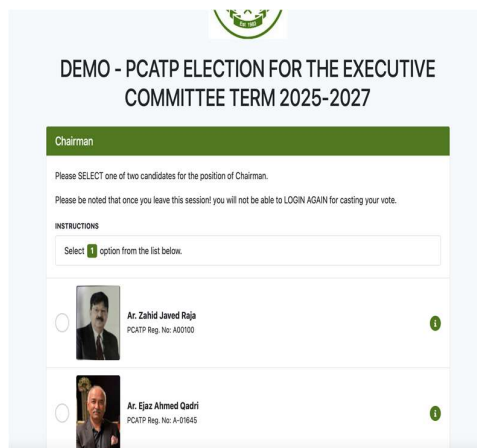
(In case you don't find the above email in your inbox, make sure to check spam or junk folders.

- Click on the voting link to cast your vote
- Alternatively, you will be provided Voter ID and Voter Key combination to directly visit the election portal to cast your vote



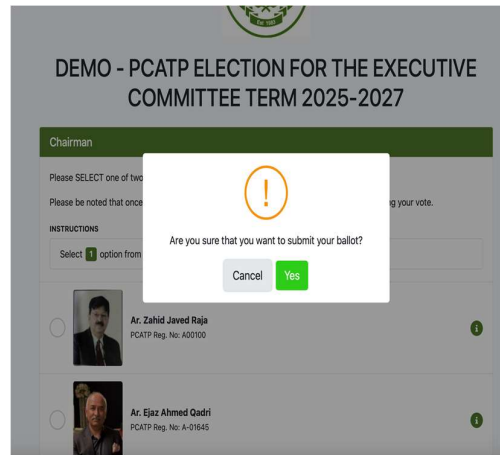
Step2: Casting Your Vote or Selecting the Candidates of your choice

1. After logging in, you will see the available ballots.
2. Carefully review the candidates and options presented.
3. Select your choices as per the voting guidelines.
4. Once you have made your selections, review your choices before submission.



Step3: Submitting the Ballots

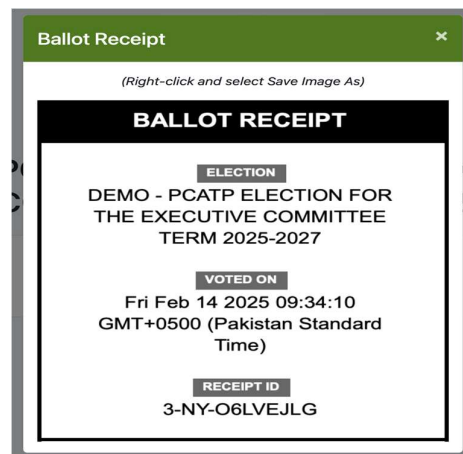
1. Click **Submit Ballot** to finalize your selections.
2. A confirmation screen will appear; ensure that your vote is correctly casted.
3. After submission, you will receive a confirmation message that your vote has been recorded.
4. **Important:** You cannot change your vote once it has been submitted.



Step 4: How to save RECEIPT after vote is casted:

Ballot submission receipt will be generated after voting, which you may save for your record.

(Please note that this receipt will not be sent to your email, therefore if you don't save the receipt now, it will not be available again)



Troubleshooting & Support

If you encounter any issues, consider the following:

- Ensure you are using a compatible web browser (Chrome, Firefox, Safari, or Edge).
- If you do not receive the voting email, check your spam/ junk folder.

Send email to registrar@pcatp.org.pk for any difficulty in casting your vote

Frequently Asked Questions (FAQs)

Q1: Can I vote multiple times?

A: No, each voter is allowed to cast their vote only once.

Q2: What if I lose my Voter ID or Voter Key?

A: Contact the election administrator to retrieve your credentials.

Q3: Is my vote anonymous?

A: Yes, all votes are confidential and secure.

Q4: Can I vote from my phone?

A: Yes, the platform is mobile-friendly and accessible from any device.